

# 2018 Annual Report

**Lenoir Fire Department**



**141 Years of Service  
1877-2018**

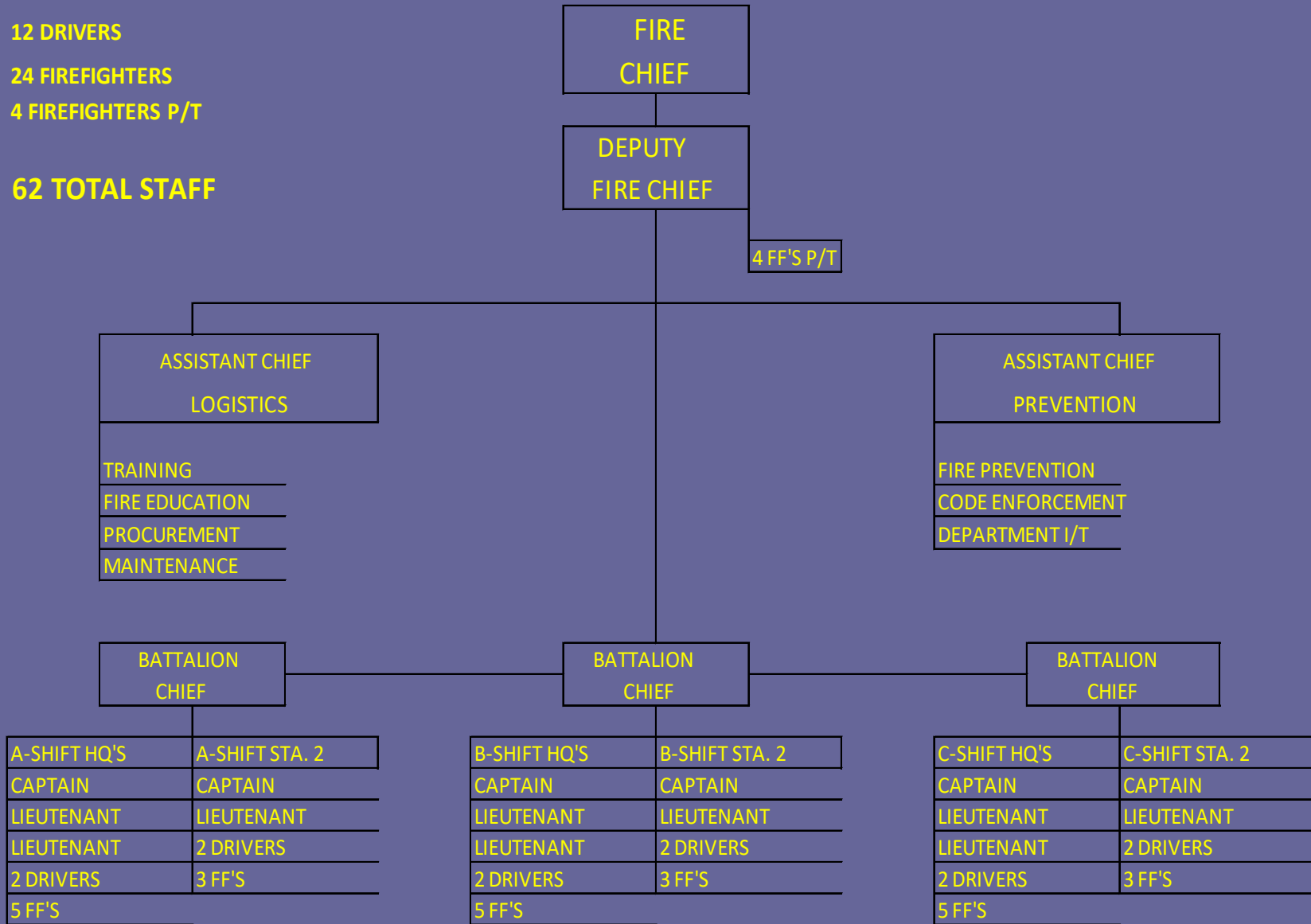
22 OFFICERS

12 DRIVERS

24 FIREFIGHTERS

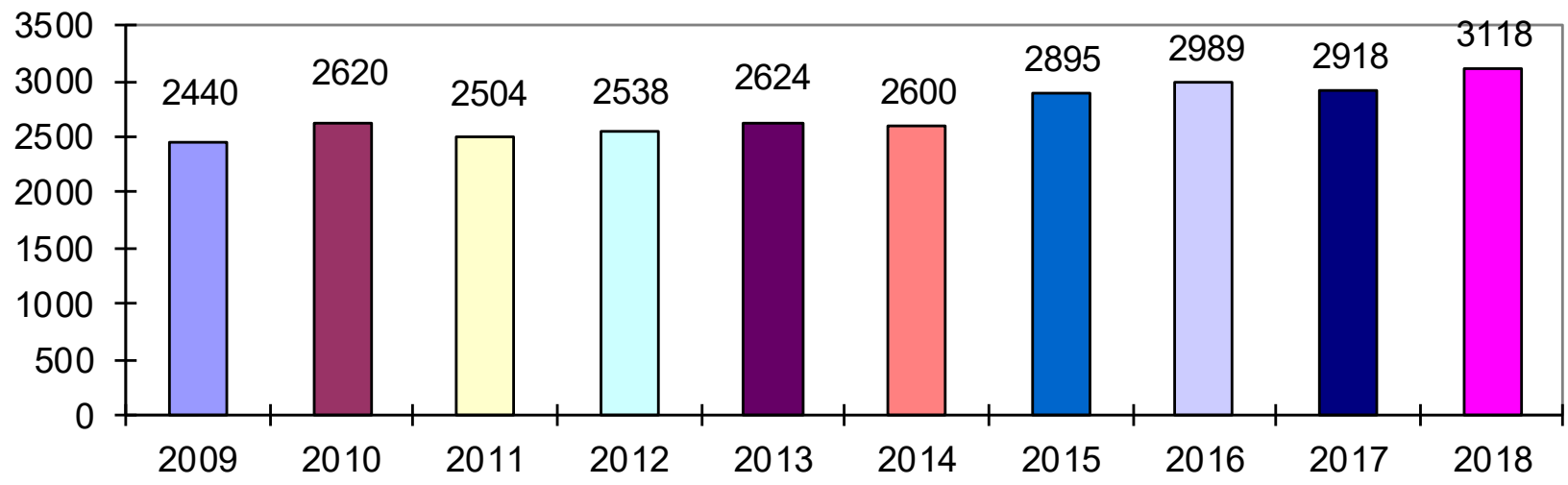
4 FIREFIGHTERS P/T

62 TOTAL STAFF



**LENOIR FIRE DEPARTMENT**  
*2018 ANNUAL REPORT*  
Incident Reports

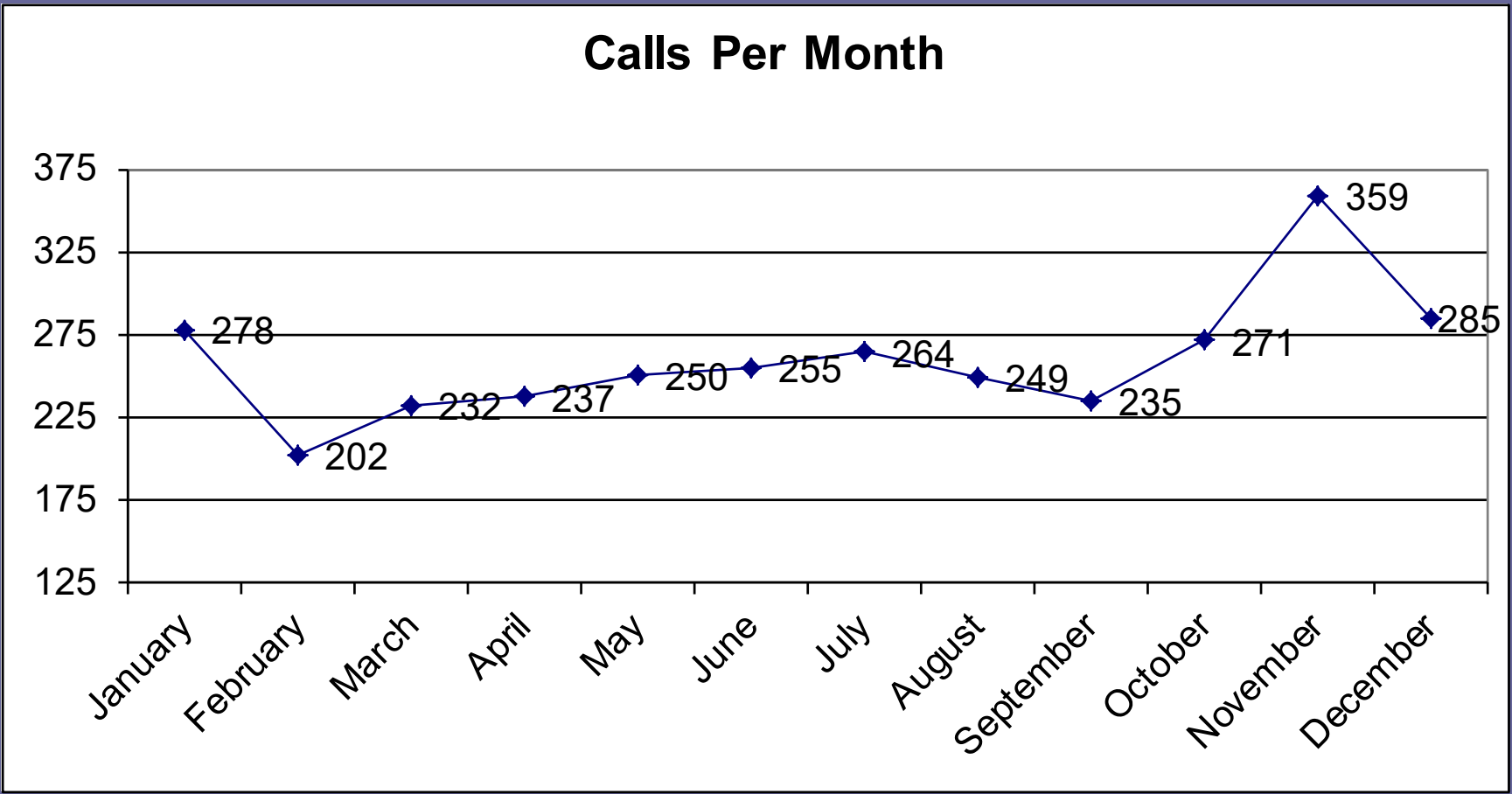
**TEN YEAR COMPARISON OF INCIDENT CALLS**



**LENOIR FIRE DEPARTMENT**

**2018 ANNUAL REPORT**

**Calls per month**



---

# LENOIR FIRE DEPARTMENT

## 2018 ANNUAL REPORT

### Suppression Report

---

<u>Fires</u>	2018	2017
Building fires	25	35
Vehicle fires	14	15
Brush or grass fires	45	17
Trash or dumpster fires	8	8
Other fires	11	29
<b>Total Fire calls</b>	<b>103</b>	<b>104</b>
<u>False Alarms</u>		
Alarm system sounded, no fire	83	56
Smoke detector activation due to malfunction	138	129
Sprinkler activation due to malfunction	47	34
False alarm, other & Bomb Threats	122	103
<b>Total suppression calls</b>	<b>390</b>	<b>322</b>

**Average Response Time for 2018 Calls – 3:52 Minutes**

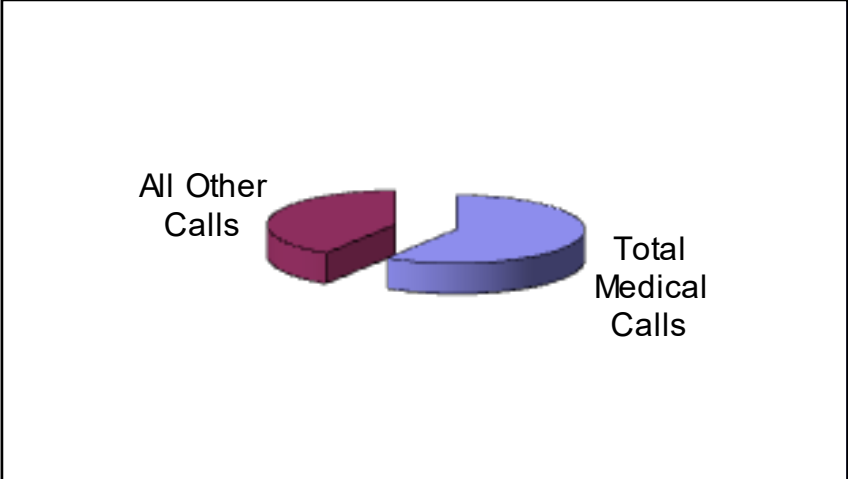
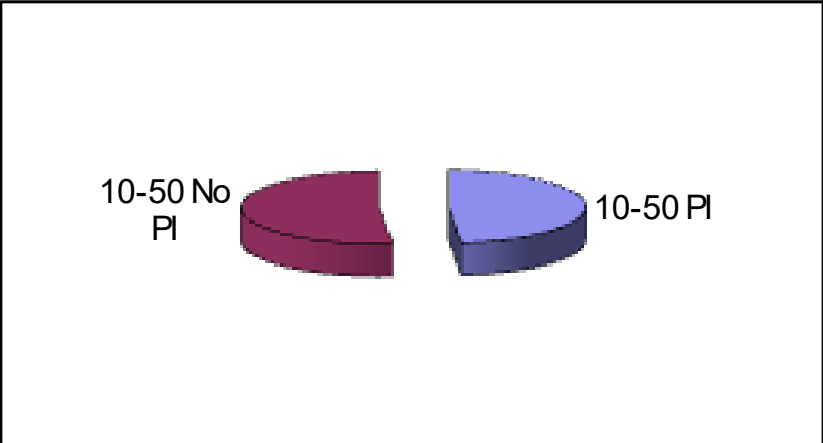
**\*After we have been dispatched**

# LENOIR FIRE DEPARTMENT

## 2018 ANNUAL REPORT

### EMS Calls

	2018	2017
Medical calls	1,617	1,561
10-50 Personal Injury	109	114
10-50 No Personal Injury	116	104
<b>Total Medical Calls</b>	<b>1,842</b>	<b>1,779</b>



---

**LENOIR FIRE DEPARTMENT**  
**2018 ANNUAL REPORT**  
**Miscellaneous Call Report**

---

	<u>2018</u>	<u>2017</u>
Hazardous Condition/Materials Spills or Leaks	77	95
Public Service Calls	496	351
Severe Weather	0	1
Rescue Calls	110	145
Cover Assignment/Stand-by	100	121
Total Miscellaneous Calls	783	713

# LENOIR FIRE DEPARTMENT

## 2018 ANNUAL REPORT

### Training

Hours

Total Training In-House

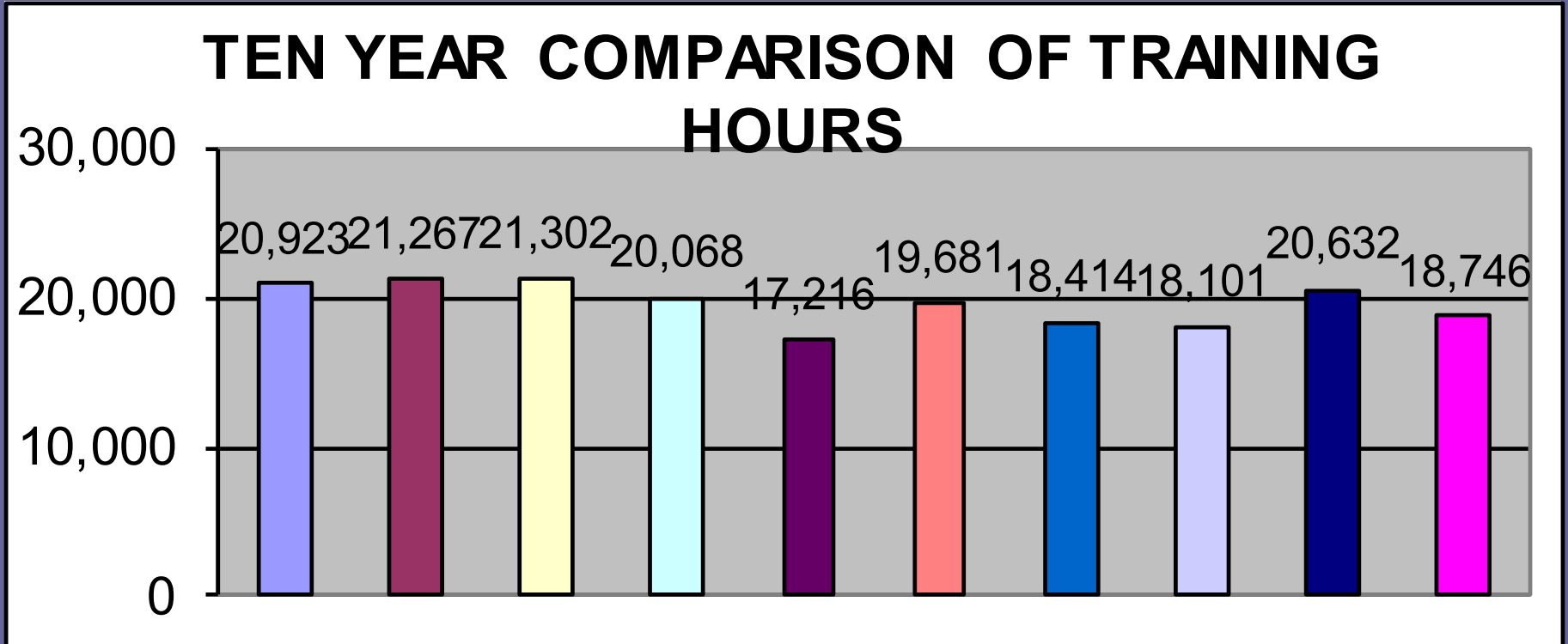
10,823

Total Training Taken Away From Lenoir Fire Department

7,923

Total Training for 2018

18,746





---

## **LENOIR FIRE DEPARTMENT**

### ***2018 ANNUAL REPORT***

#### **Training, Special Classes Firefighters Attended**

---

- National Fire Academy: Six firefighters attended this school
- Breathing Equipment School (Spring): Two firefighters attended this school
- F.D.I.C.: Eight firefighters attended this conference
- Mid-winter Fire Chief's Conference: Five firefighters attended this conference
- Breathing Equipment School (Fall): Two firefighters attended this school
- NCSFA Conference: Five firefighters attended this conference
- NC Fire Prevention School: One firefighter attended this school
- High Angle Rescue Schools (Spring): Two firefighters attended this school
- High Angle Rescue School (Fall): Two firefighters attended this school
- NC/SC IAAI Conference: Four firefighters attended this school
- UTV (ATV): All 62 firefighters attended this in-house training
- Burke, McDowell, Wilkes, and Cleveland County Schools: Twenty two firefighters attended these regional county schools

---

**LENOIR FIRE DEPARTMENT**  
**2018 ANNUAL REPORT**  
**Fire Prevention and Inspections**

---

**Inspections**

Occupancy group-A (*Assembly*)

A-1 Assembly with fix setting for Performing arts or motion pictures.	5
A-2 Assembly uses intended for food and drink consumption.	49
A-3 Assembly uses intended for worship.	15
A-4 Assembly uses skating rinks and pools.	1
A-5 Ballfields/Stadium/Bleacher Seating	3

Occupancy Group B (*Business*)

B	66
---	----

Occupancy Group E (*Educational*)

E	39
---	----

Occupancy Group F (*Factory/Industrial*)

F-1 Factory Industrial with moderate-Hazard Occupancy	30
---	----

Occupancy Group H

H-3 Hazardous	2
---------------	---

Occupancy Group I (*Institutional*)

I-1 Building with more than 16 people on a 24 hours basis with disabilities .	3
---	---

---

**LENOIR FIRE DEPARTMENT**  
**2018 ANNUAL REPORT**  
**Fire Prevention and Inspections**

---

Occupancy Group I ( <i>Institutional</i> )	
I-2 Structures used for medical, nursing or custodial care on a 24 hour basis	17
I-3 Building and structures which are inhabited by 5 or more under restraints.	1
Occupancy Group M (Mercantile)	
41	
Occupancy Group R (Residential)	
R-1 Boarding house or Hotels	14
R-2 Apartment houses	7
R-3 Other Residential	11
R-4 Assisted Living Facilities	5
Occupancy Group U (Tents)	
3	
<b>Total Inspections</b>	<b>312</b>

---

**LENOIR FIRE DEPARTMENT**  
**2018 ANNUAL REPORT**  
**Fire Prevention and Education**

---

<b>Classes/Presentation</b>	44
Schools	
Number in attendance	990
Day Care	
Number in attendance	683
Senior Center	
Number in attendance	5
Church, Public Housing, etc...	
Number in attendance	499
<b>Smoke Detectors Issued</b>	107
<b>CO Detectors Issued</b>	1

---

## LENOIR FIRE DEPARTMENT

### 2018 ANNUAL REPORT

#### Fire Loss vs. Save Report

---

- Total estimated value of property and contents for 2017 pre-fire responses:  
\$16,063,800 (**total value**)
- In 2016, Lenoir Fire Department responded to 104 fires. Of these 104 fires, we had 35 structure fires and 15 vehicle fires, an estimated total monetary fire loss of property and contents equaled to:  
\$691,300 (**fire loss**)
- However of these same 104 fires, we were able to show that we potentially saved, of the same property and contents, an estimated monetary total equaled to:  
\$15,372,500 (**saved**)

# NC FIRE INSURANCE RATING

- In the state of North Carolina there are 1,500 rated fire districts. 365 of these are rated as municipal fire districts. The City of Lenoir is rated as a **Class 3** fire district. The classification scale rates 1 to be the best protected and 9S to be the worst protected. Including all 1,500 fire districts, only 34 cities have a better fire rating than the City of Lenoir.
- What does this mean to our citizens in dollars and cents? If you live in Caldwell County, outside the City of Lenoir in a 9S fire district, and live in a \$100,000.00 home, you will pay approximately \$565.00 a year for homeowners insurance. If you live in the City of Lenoir which has a **Class 3** fire insurance rating and live in a \$100,000.00 home, you will pay approximately \$401.00 a year for home owners insurance. This translates into a savings of approximately \$164.00 each year. If you live in a \$200,000.00 home in the City of Lenoir you will pay approximately \$669.00 a year for home owners insurance, saving approximately \$251.00 each year.