

# 2020 Annual Report

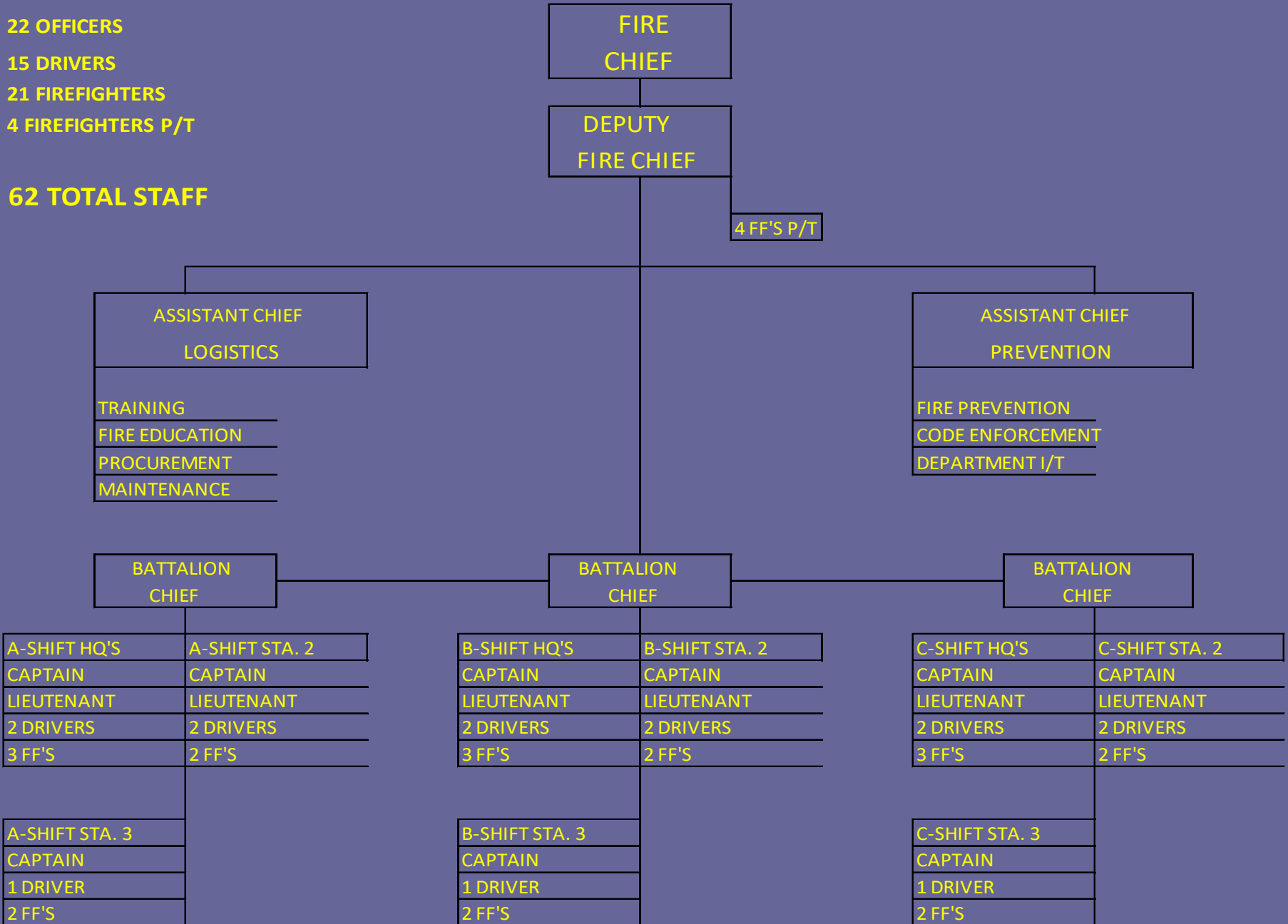
**Lenoir Fire Department**



**143 Years of Service  
1877-2020**

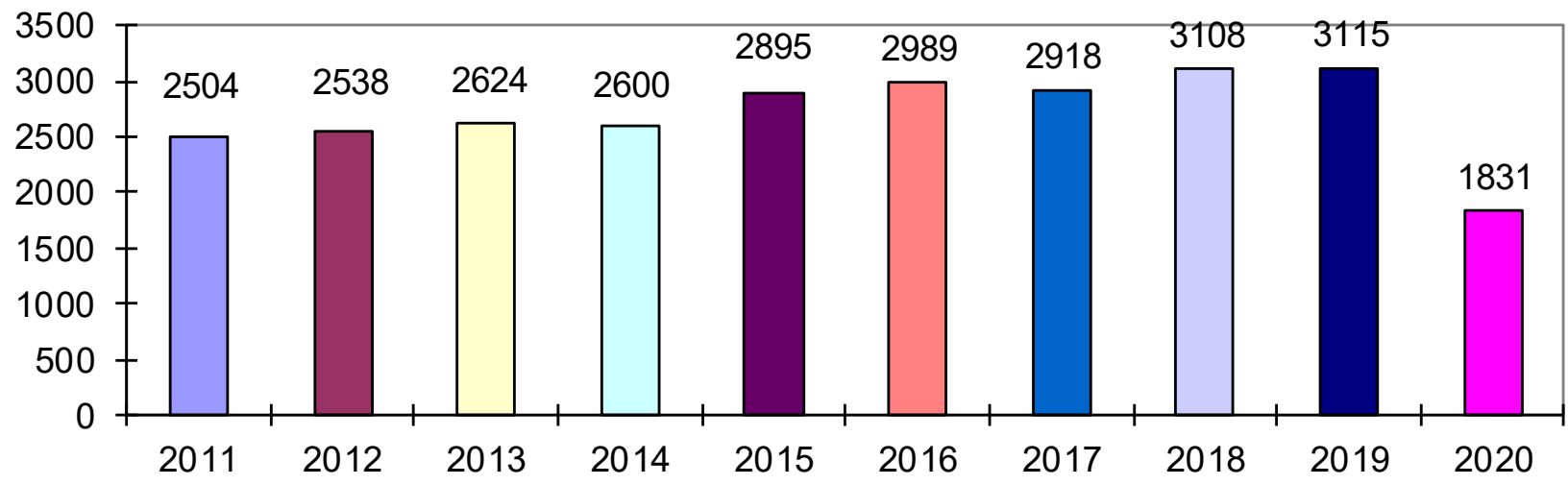
22 OFFICERS  
 15 DRIVERS  
 21 FIREFIGHTERS  
 4 FIREFIGHTERS P/T

62 TOTAL STAFF



**LENOIR FIRE DEPARTMENT**  
*2020 ANNUAL REPORT*  
Incident Reports

**TEN YEAR COMPARISON OF INCIDENT CALLS**

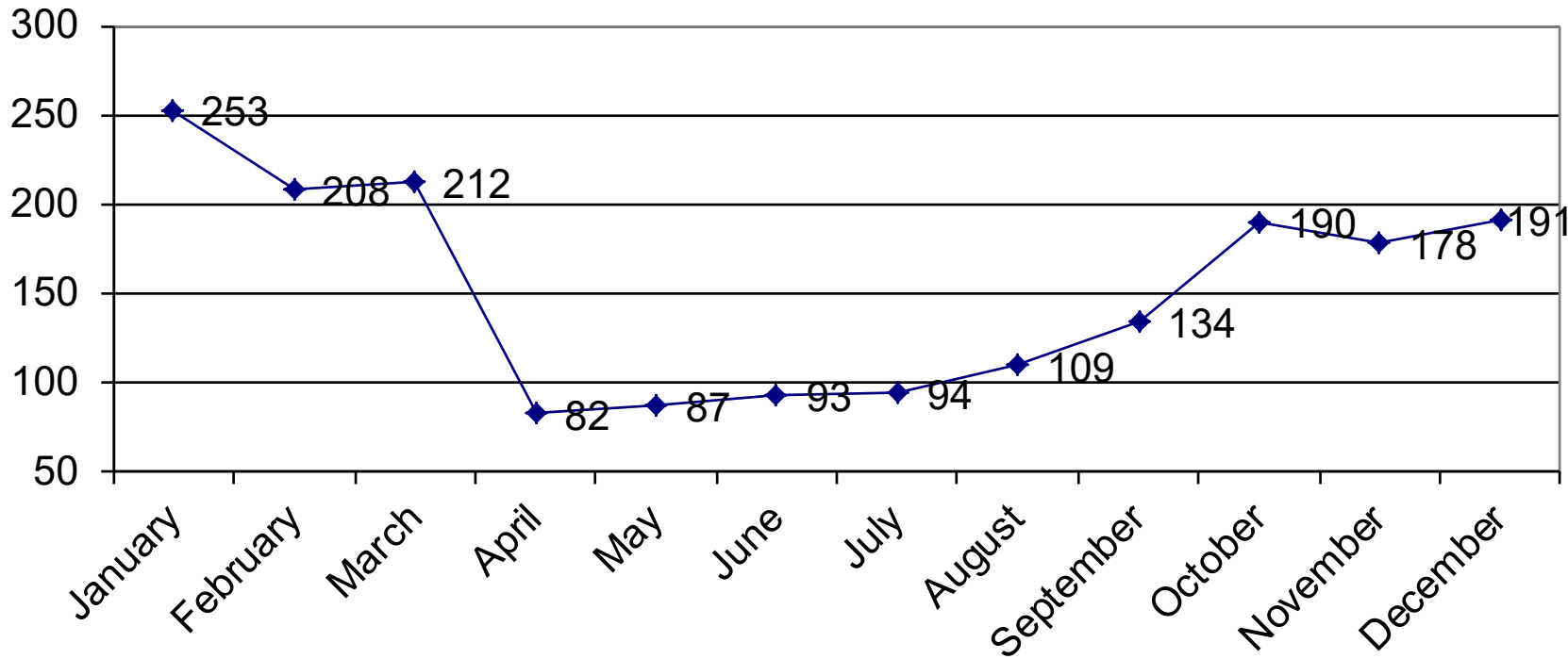


**LENOIR FIRE DEPARTMENT**

**2020 ANNUAL REPORT**

**Calls per month**

**Calls Per Month**



---

# **LENOIR FIRE DEPARTMENT**

## ***2020 ANNUAL REPORT***

### **Responses by Districts**

---

## ***1,831 Total Calls for Service in 2020***

Station #1 – 1,135 Responses, 61.9% of total calls

Station #2 – 470 Responses, 25.7% of total calls

Station #3 – 226 Responses, 12.4% of total calls

---

# LENOIR FIRE DEPARTMENT

## 2020 ANNUAL REPORT

### Suppression Report

---

<u>Fires</u>	2020	2019
Building fires	19	27
Vehicle fires	7	11
Brush or grass fires	44	66
Trash or dumpster fires	10	16
Other fires	6	9
<b>Total Fire calls</b>	<b>86</b>	<b>129</b>
<u>False Alarms</u>		
Alarm system sounded, no fire	68	86
Smoke detector activation due to malfunction	158	166
Sprinkler activation due to malfunction	35	43
False alarm, other & Bomb Threats	96	173
<b>Total suppression calls</b>	<b>357</b>	<b>468</b>


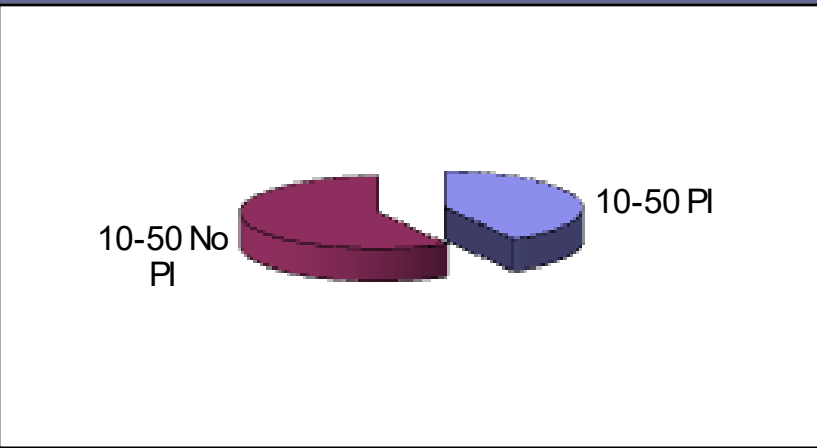
**Average Response Time for 2020 Calls – 4:00 Minutes**

**\*After we have been dispatched**

# LENOIR FIRE DEPARTMENT

## 2020 ANNUAL REPORT

EMS Calls	2020	2019
Medical calls	723	1,641
EMS Lift Assistance*	42	75
Assist Invalid*	6	6
10-50 Personal Injury	85	91
10-50 No Personal Injury	119	98
<b>Total Medical Calls</b>	<b>975</b>	<b>1,911</b>



---

**LENOIR FIRE DEPARTMENT**  
**2020 ANNUAL REPORT**  
**Miscellaneous Call Report**

---

	<u>2020</u>	<u>2019</u>
Hazardous Condition/Materials Spills or Leaks	88	84
Public Service Calls	248	347
Rescue Calls	59	96
Cover Assignment/Stand-by	9	80
Severe Weather Calls	9	0
Total Miscellaneous Calls	413	607



**LENOIR FIRE DEPARTMENT**

**2020 ANNUAL REPORT**

**Training**

**Hours**

**Total Training In-House**

**15,661**

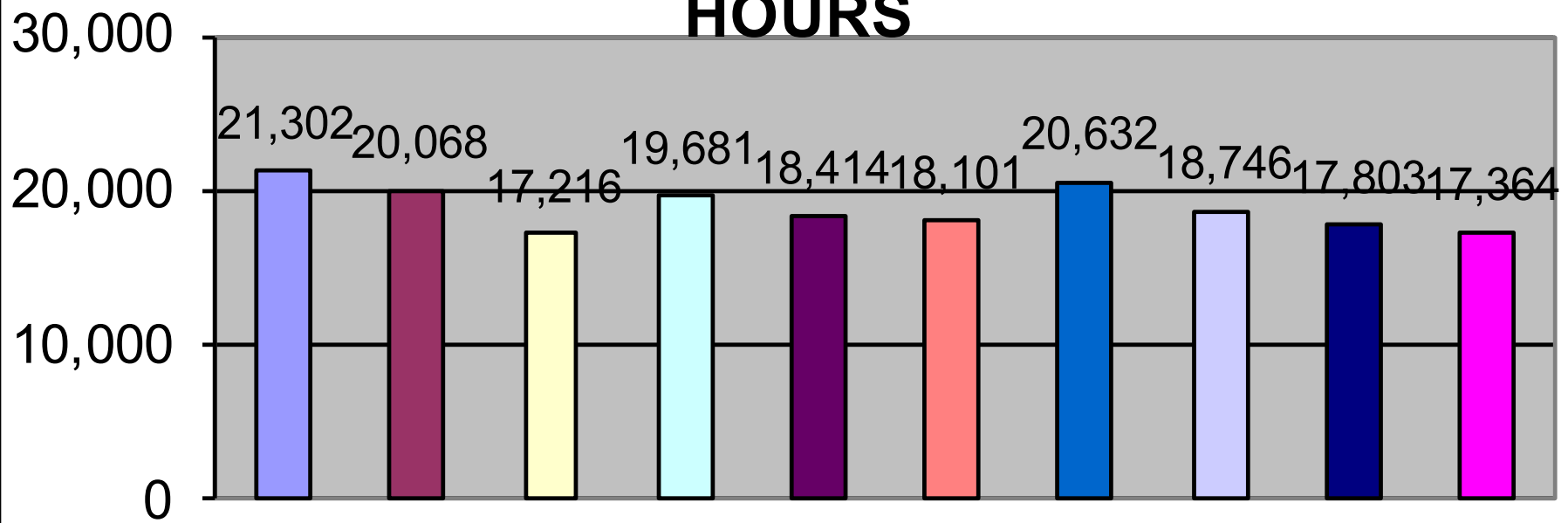
**Total Training Taken Away From Lenoir Fire Department**

**1,703**

**Total Training for 2019**

**17,364**

**TEN YEAR COMPARISON OF TRAINING HOURS**



---

# **LENOIR FIRE DEPARTMENT**

## ***2020 ANNUAL REPORT***

### **Training, Special Classes Firefighters Attended**

---

- National Fire Academy: Cancelled due to COVID
- Breathing Equipment School (Spring): Two firefighters attended this school
- F.D.I.C.: Cancelled due to COVID
- Mid-winter Fire Chief's Conference: Five Officers attended this conference
- Breathing Equipment School (Fall): Two firefighters attended this school
- NCSFA Conference: Cancelled due to COVID
- NC Fire Prevention School: Cancelled due to COVID
- High Angle Rescue Schools (Spring): Two firefighters attended this school
- High Angle Rescue School (Fall): Cancelled due to COVID
- NC/SC IAAI Conference: Cancelled due to COVID
- UTV (ATV): All 58 firefighters attended this annual in-house training
- Burke, McDowell, Wilkes, and Cleveland County Schools: Cancelled due to COVID

---

**LENOIR FIRE DEPARTMENT**  
**2020 ANNUAL REPORT**  
**Fire Prevention and Inspections**

---

**Inspections**

Occupancy group-A (*Assembly*)

A-1 Assembly with fix setting for Performing arts or motion pictures.	3
A-2 Assembly uses intended for food and drink consumption.	32
A-3 Assembly uses intended for worship.	16
A-4 Assembly uses skating rinks and pools.	1
A-5 Ballfields/Stadium/Bleacher Seating	2

Occupancy Group B (*Business*)

B	96
---	----

Occupancy Group E (*Educational*)

E	36
---	----

Occupancy Group F (*Factory/Industrial*)

F-1 Factory Industrial with moderate-Hazard Occupancy	10
---	----

Occupancy Group H

H-3 Hazardous	2
---------------	---

Occupancy Group I (*Institutional*)

I-1 Building with more than 16 people on a 24 hours basis with disabilities .	2
---	---

---

**LENOIR FIRE DEPARTMENT**  
**2020 ANNUAL REPORT**  
**Fire Prevention and Inspections**

---

Occupancy Group I ( <i>Institutional</i> )	
I-2 Structures used for medical, nursing or custodial care on a 24 hour basis	8
I-3 Building and structures which are inhabited by 5 or more under restraints.	1
Occupancy Group M (Mercantile)	37
Occupancy Group R (Residential)	
R-1 Boarding house or Hotels	6
R-2 Apartment houses	6
R-3 Other Residential	3
R-4 Assisted Living Facilities	4
Residential Special – (Foster Homes)	12
Occupancy Group U (Tents)	1
S-1 Storage Group	1
<b>Total Inspections</b>	<b>279</b>

---

**LENOIR FIRE DEPARTMENT**  
***2020 ANNUAL REPORT***  
**Fire Prevention and Education**

---

<b>Classes/Presentation</b>	24
Schools	
Number in attendance	433
Day Care	
Number in attendance	168
Senior Center	
Number in attendance	0
Church, Public Housing, etc...	
Number in attendance	152
<b>Smoke Detectors Issued</b>	36
<b>CO Detectors Issued</b>	0

---

# LENOIR FIRE DEPARTMENT

## 2020 ANNUAL REPORT

### Fire Loss vs. Save Report

---

- Total estimated value of property and contents for 2020 pre-fire responses:  
\$24,182,520 (**total value**)
- In 2020, Lenoir Fire Department responded to 86 fires. Of these 104 fires, we had 19 structure fires and 7 vehicle fires, an estimated total monetary fire loss of property and contents equaled to:  
\$193,450 (**fire loss**)
- However of these same 104 fires, we were able to show that we potentially saved, of the same property and contents, an estimated monetary total equaled to:  
\$23,989,070 (**saved**)

# NC FIRE INSURANCE RATING

- In the state of North Carolina there are 1,500 rated fire districts. 365 of these are rated as municipal fire districts. The City of Lenoir is rated as a **Class 3** fire district. The classification scale rates 1 to be the best protected and 9S to be the worst protected. Including all 1,500 fire districts, only 34 cities have a better fire rating than the City of Lenoir.
- What does this mean to our citizens in dollars and cents? If you live in Caldwell County, outside the City of Lenoir in a 9S fire district, and live in a \$100,000.00 home, you will pay approximately \$565.00 a year for homeowners insurance. If you live in the City of Lenoir which has a **Class 3** fire insurance rating and live in a \$100,000.00 home, you will pay approximately \$401.00 a year for home owners insurance. This translates into a savings of approximately \$164.00 each year. If you live in a \$200,000.00 home in the City of Lenoir you will pay approximately \$669.00 a year for home owners insurance, saving approximately \$251.00 each year.